

6

h l ll

Unit Six

had him and last hill fill of

Lesson 28 - Playing with Sounds in Words

Read the words. After you read the words, your teacher will play a sound game with you.

pin

sit

Dad

pit

fin

not

sad

pot

fit



Unit 6

Lesson 28- Word Puzzles

Your teacher will do some Word Puzzles with you.





Lesson 28 - Word Puzzles

Your teacher will do some Word Puzzles with you.

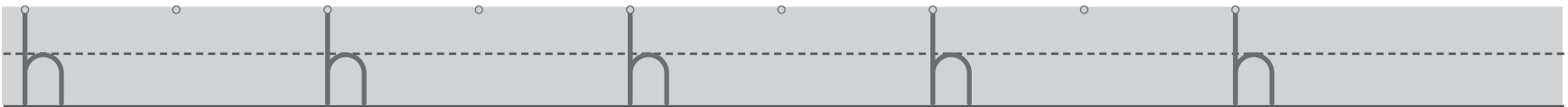
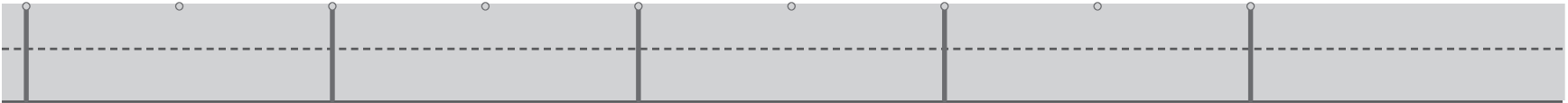




Unit 6

Lesson 28- Writing the Letters *l* and *h*

Say the sound and copy the letter.



Lesson 28 - Letter/Sound Practice

1. Write the sound your teacher says.
2. Say the sounds your teacher points to.


u l n i h g

h M r u l d



Say each sound before you write it.

Say the word and copy it.



had

Blank handwriting practice line with a dashed midline.

had

Blank handwriting practice line with a dashed midline.



him

Blank handwriting practice line with a dashed midline.

him

Blank handwriting practice line with a dashed midline.

&

and

Blank handwriting practice line with a dashed midline.

and

Blank handwriting practice line with a dashed midline.



Lesson 28 - Say-and-Write

Say each sound before you write it.

Say the word and copy it.



last

Blank handwriting practice line with a dashed midline.

last

Blank handwriting practice line with a dashed midline.

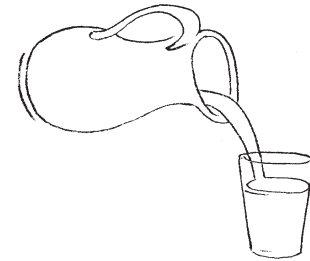


hill

Blank handwriting practice line with a dashed midline.

hill

Blank handwriting practice line with a dashed midline.



fill

Blank handwriting practice line with a dashed midline.

fill

Blank handwriting practice line with a dashed midline.



Unit 6

Lesson 29 - Spelling Chain and Reading Chain

Your teacher will help you do a Spelling Chain and a Reading Chain..



Lesson 29 - Tap-and-Say and Error Game

Tap-and-Say each word.

Play the Error Game with your teacher.

h i l l l a s t a n d

h a d f i l l h i m



Unit 6

Lesson 29 - Letter/Sound Practice

Write the sound your teacher says.

Say the sounds your teacher points to.

u l n i h g

h M r u l d



Lesson 29 - Spelling Practice

Say each sound
before you write it.

Write the word your teacher says.

The choices are at the bottom of the page.

1.

2.

3.

had him and



Unit 6

Say each sound
before you write it.

Write the word your teacher says.

The choices are at the bottom of the page.

1.

2.

3.

last

hill

fill



Lesson 29 - Sentence Jumble

Write the sentence your teacher says.

Circle the capital letter at the beginning of your sentence and the period at the end.

on got rug Dad the



Unit 6

Read the page.

Tom had a cup.

Mom can fill the cup.

Sam had a cat.

Mom did not fill the cat.



Lesson 30 - Playing with Sounds in a Word

Your teacher will help you play a sound game with you.



Unit 6

Lesson 30 - Writing of

Practice writing the word.



Read the page.

of

a lot of fun

on top of the hill



Lesson 30 - Spelling Test

Say each sound
before you write it.

Write the word your teacher says.

1.

7.

2.

3.

4.

5.

6.



Lesson 30 - Practice Reading Parts of Words

Point to the word your teacher says. Some of them are silly words and don't mean anything.

Then practice reading the words.

a n d

u s

i l l

a n

i m

o t

a d

u p



Unit 6

Lesson 30 - Word Reading Practice

Read the words.

Dad

had

hill

fill

run

fun

cot

got

cop

top

ran

can

him

of

to

and



Read the page.

Sam got up and ran to the rug.

The cat sat on him.

Tom ran to the cot.

The pig sat on him.



Read the page.

Mom and Tom ran to the top of the hill.

Mom and Tom had a lot of fun.

The cat and the pig ran to the top of
the hill.

The cat and the pig had fun.

